

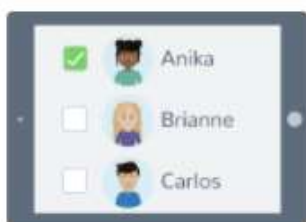


How to log onto Seesaw:

 1. Open the Seesaw Class app on iOS or Android. Or go to app.seesaw.me on any computer in Chrome or Firefox browser.

 2. Choose I'm a Student.

3. Scan your class QR code using the camera on your device



4. Pick your name

5. You and your child can access their home learning to complete whilst they are learning at home.

St Patrick (Yr 1)



St Andrew (Yr 3/4)



St George (Yr 2)



St Francis (Yr 4/5)



St David (Yr 5/6)

